

Additional and Small Parts

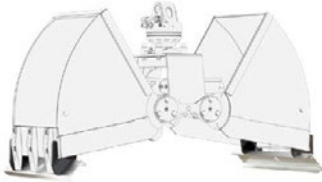
Accessories



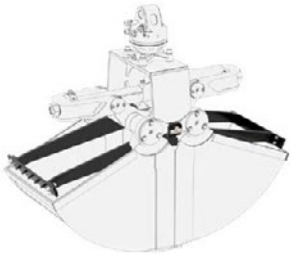
Type

Description

KM 685 05-D02-A02	4-Grip for D02HPX/A02HPX grabs (load capacity max. 350kg/770lbs). Specify grab type when ordering
KM 685 05-D04-A04	4-Grip for D04/A04 grabs (load capacity max. 600kg/1,320lbs). Specify grab type when ordering
KM 685 05-D06/09-A06/09	4-Grip for D06/A06 (load capacity max. 600kg/1,320lbs) and D09/A09 grabs (load capacity max. 900kg/1,980lbs). Specify grab type when ordering



KM 685 05E*	adapter for compression rails for C-grabs (load capacity max. 250kg/550lbs). Specify grab type when ordering
KM 381 09 (720)	compression rails, 720mm / 28.3in length
KM 381 09 (1000)	compression rails, 1,000mm / 39.3in length

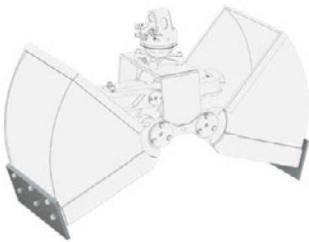


KM 680 1t-4t*	scraper
KM 680 5t-8t*	scraper
KM 680 9t-12t*	scraper
KM 680 C12/18VE*	scraper

* specify width of grab when ordering



KM 685 06E hook	welded hook
KM 685 06E hook set 2	welded hooks, set with 2 pieces

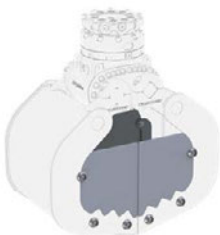


KM 685 07E set	wear plate set to protect cutting edges
-----------------------	---



KM 685 08 HPX-450E	digging extension for general construction length: 450mm / 17.7in; weight: 60kg / 132lbs
---------------------------	---

KM 980-2 2t-8t c	solenoid valve for additional oil circuit, up to 26MPa / 3,770psi, incl. parts and mounting
-------------------------	---



KM 685 09E-A02-A09	bolt-on side plates for A04 to A09-grabs. Specify grab type when ordering
---------------------------	--

The device is simply attached to the bottom of the shells and you can grip concrete parts, curbs, etc. precisely, safely and without damage. The 4-Grip is simply plugged onto the grab shells and secured with a folding pin. The gripper teeth must not be removed, which significantly reduces assembly time.

Thanks to its special kinematics you can grab items not only when closing the shells but also when opening. Shaft rings can be loaded and unloaded fast and easy without damaging them!

- ▷ **Economic solution**, as it is only an accessory that increases the flexibility of your attachment.
- ▷ **Robust design**.
- ▷ **Plastic compression rolls** avoid damage of the material to be gripped.
- ▷ **Fast and easy mounting and removal** on site.
- ▷ **Low additional weight**: only 28kg/61.6lbs in total.
- ▷ **High load capacities**:
 - for A02HPX/D02HPX: 350 kg / 770 lbs
 - for A04H/A04HPX and D04H/D04HPX: 600 kg / 1,320 lbs
 - for A06H/A06HPX and D06H/D06HPX: 600 kg / 1,320 lbs
 - for A09H/A09HPX and D09H/D09HPX: 900 kg / 1,980 lbs



Precise gripping of very narrow objects



Careful gripping of plain, slippery surfaces



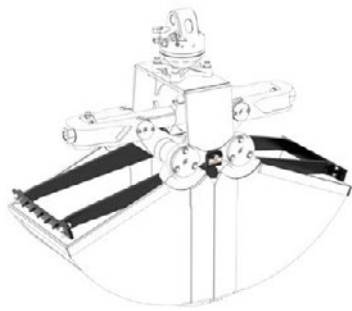
Safe inside gripping without retooling



Additional and Small Parts

Accessories

Type Description

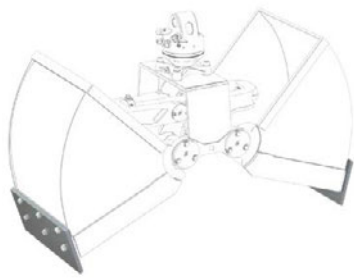


KM 680 C12/18VE*	scraper
KM 680 C25VE*	scraper
KM 680 C30V*	scraper
KM 680 C40VHD*	scraper

* specify width of grab when ordering



KM 685 06E hook	welded hooks
KM 685 06E hook set 2	welded hooks, set with 2 pieces



KM 685 07E set	wear plate set to protect cutting edges
KM 685 07>19t set	wear plate set to protect cutting edges

KM 685 09E	bolt-on side plates (specify grab type when ordering)
-------------------	--

KM 980-2 2t-8t c	solenoid valve for additional oil circuit, up to 26MPa (260 bar/ 3,770psi), incl. parts and mounting
-------------------------	---

Accessories for Quick Couplers, Tilt Couplers and Rotary Couplers

unlockable flip switch (hold to run)




KHS Control

Installations sets for hydraulic quick couplers and tilt couplers

Type	Description
KHS01L-KHS03L installation set safety	incl. KHS Control unit
KHS01L-KHS03L installation set basic	incl. unlockable flip switch (hold to run)
KHS03L HD-KHS08L installation set safety	incl. KHS Control unit
KHS03L HD-KHS08L installation set basic	incl. unlockable flip switch (hold to run)

Non-return valve sets for hydraulic tilt couplers TC

Type	Description
TC02-TC03-180 NRV	non-return valve set for TC02 and TC03
TC045-180 NRV	non-return valve set for TC045
TC07-180 NRV	non-return valve set for TC07
TC10-180 NRV	non-return valve set for TC10
TC14-140 NRV	non-return valve set for TC14



Load hook for quick couplers and tilt couplers

Type	Description
KM 685 06 KSW01 hook	load hook for system L-Lock (1t / 2,200lbs load capacity)
KM 685 06 KSW03 hook 2t	load hook for system L-Lock (2t / 4,400lbs load capacity)
KM 685 06 KSW03 hook 3t	load hook for system L-Lock (3t / 6,600lbs load capacity)
KM 685 06 KSW08 hook	load hook for system L-Lock (5t / 11,000lbs load capacity)

KMS01L socket & KMS03L socket



KMS08L socket

Sockets for mechanic quick couplers and tilt couplers

Type	Description
KMS01L socket	socket for mechanical System L-Lock (KMS01)
KMS03L socket	socket for mechanical System L-Lock (KMS03)
KMS08L socket	socket for mechanical System L-Lock (KMS08) and S-Lock

Quick coupling adapters for System L-Lock

Type	Description
KSW01 rigid	bolt-on adapter
KSW01 cardanic	adapter for cardanic suspension incl. suspension, w/o pendulum damper
KSW03 rigid	bolt-on adapter
KSW03 cardanic	adapter for cardanic suspension incl. suspension, w/o pendulum damper
KSW08 rigid	bolt-on adapter
KSW08 cardanic	adapter for cardanic suspension incl. suspension, w/o pendulum damper



Accessories for Quick Couplers, Tilt Couplers & Rotary Couplers

unlockable flip switch (hold to run)



KHS Control

Installations sets for hydraulic quick couplers and tilt couplers

Type	Description
KHS03L HD-KHS08L installation set safety	incl. KHS Control unit
KHS03L HD-KHS08L installation set basic	incl. unlockable flip switch (hold to run)
KHS10L installation set safety	incl. KHS Control unit
KHS10L installation set basic	incl. unlockable flip switch (hold to run)
KHS21L installation set safety	incl. KHS Control unit
KHS21L installation set basic	incl. unlockable flip switch (hold to run)
KHS25L installation set safety	incl. KHS Control unit
KHS25L installation set basic	incl. unlockable flip switch (hold to run)




Locking sensor for hydraulic quick couplers and tilt couplers with System L-Lock

Type	Description
KHS-L-Sensor	2 sensors support the secure locking, only in combination with KHS10-25L installation set sensor
KHS10-25L installation set sensor	KHS-L installation set safety including cable loom for quick coupler sensors

Non-return valve sets for hydraulic tilt couplers TC



Type	Description
TC14-140 NRV	non-return valve set for TC14-140
TC19-140 NRV	non-return valve set for TC19-140
TC23-140 NRV	non-return valve set for TC23-140



Load hook for quick couplers and tilt couplers

Type	Description
KM 685 06 KSW10 hook	load hook (8t/17,600lbs load capacity)
KM 685 06 KSW21 hook	load hook (10t/22,000lbs load capacity)
KM 685 06 KSW25 hook	load hook (18t/39,600lbs load capacity)



Sockets for mechanic quick couplers and tilt couplers

Type	Description
KMS10L socket	socket for mechanical System L-Lock (KMS10L)
KMS21/25L socket	socket for mechanical System L-Lock (KMS21L/KMS25L)
KMS08L socket	socket for mechanical System S-Lock



Quick coupling adapters for System L-Lock

Type	Description
KSW10 rigid	bolt-on adapter
KSW10 cardanic	adapter for cardanic suspension incl. suspension, w/o pendulum damper
KSW21/25 rigid	bolt-on adapter
KSW21/25 cardanic	adapter for cardanic suspension incl. suspension, w/o pendulum damper